



PBL REPORT

Computer Networks III-I CSE-H



NOVEMBER 9, 2022
ANURAG UNIVERSITY
school of engineering

REPORT

Project Based Learning approaches for better student's learning in their respective courses.

Our section has formed 14 different teams with a 5 members in each team. All the teams performed very well and came up with very innovative solutions for their given problem. The goal for this PBL event is to make students find solutions to given problem, which they will be doing later in their life.


This type of events will be helpful for students by giving them experience of working in a team and working on a project. This event was done in the presence of Computer networks faculty Mrs M Sandhya Rani.



<u>S.NO</u>	<u>NAME</u>	<u>ROLLNO</u>	<u>PROBLEM STATEMENTS</u>
Team1	A.Saikiran Reddy	21EG505802	Configure VLAN on Layer 3 switch Network.
	D.Laxmi prasanna	21EG505817	
	G.Balaji	21EG505826	
	J.Hari krishna	21EG505830	
	K.Rahul	21EG505835	
Team2	G.Ramya	21EG505823	Configure SSH Network using packet tracer.
	K.Saiprasad	21EG505838	
	K.Sreenailu	21EG505842	
	V.L Sathvika	21EG505868	
	S.Rohith	21EG505862	
Team3	P.Jayanth ganesh	21EG505808	Configure 3 computers and a DHCP server. The hosts will obtain dynamic IP addresses whereas the server will have a static IP address (because it is a DHCP server).
	A.Naresh	21EG505801	
	S.Venkatesh	21EG505863	
	B.Deepak	21EG505813	
	B Bharath	21EG505807	
Team4	L.Sreepadh	21EG505845	Implementation of EIGRP using Packet Tracer
	M.Keerthana	21EG505847	
	P.Avaniesh	21EG505855	
	P.Nikhil	21EG505856	
	V.Vikas	21EG505866	
Team5	B.Vineeth	21EG505806	Implementation of OSPF using Packet Tracer
	K.Neeraj	21EG505837	
	Y.Laxman	21EG505871	
	Y.Meghnath	21EG505865	

Team6	K.Achyuth	21EG505839	A client- server LAN consists of 3 Pcs, a switch, and a server. a. Change computer names. b. Identify the suitable network topology. c. Identify the suitable network links between network nodes. d. Configure a static IP address for the PCs. e. Verify the connections of the computers by using the appropriate command.
	K.Rahul	21EG505841	
	P.Meghana	21EG505857	
	Md Vaseema	21EG505867	
	V.Likhitha	21EG505871	
Team7	M.Yeshwanth	21EG505849	Implementation of RIP using Packet Tracer
	K.Sampath	21EG505829	
	B.Hemanth	21EG505804	
	S.Teja Reddy	21EG505859	
	G.Pavan Reddy	21EG505824	
	P.Mahadev	21EG505853	
Team8	N.Umesh	21EG505851	Configuring WiFi in Cisco packet tracer and connect laptop to wireless router
	E.Bhavana	21EG505819	
	prakash	21EG505832	
	K.Hari kamal	21EG505840	
	A.Nagaraju	21EG505803	
Team9	K.Umesh	21EG505833	A small LAN consists of 5 computers and a switch. a. Change computer names. b. Identify the suitable network topology. c. Identify the suitable network links between network nodes. d. Configure a static IP address for the PCs. e. Verify the connections of the computers by using the appropriate command.
	D.Rishikesh	21EG505818	
	M.Akhil	21EG505850	
	S.Meghna	21EG505860	
	S.Nikhil	21EG505864	
Team10	K.Bhanu prakash	21EG505834	Configuring TELNET using packet tracer ?
	P.Ranga	21EG505854	
	S.Shireesha	21EG505858	
	M.Soumya	21EG505848	
	Ds Pavan	21EG505816	
Team11	C.H Ramya	21EG505811	Configure DHCP and DNS using packet tracer?
	E.Dhanalaxmi	21EG505820	
	E.saikiran	21EG505821	
	Dhayamani	21EG505831	
	K.Pranav	21EG505836	

Team12	G.Sairam	21EG505828	A peer to peer LAN consisting of two PCs. a. Change computer names. b. Configure a static IP address for the PCs. c. Identify the suitable network links between network nodes. d. Verify the connections of both computers by using the appropriate command.
	G.Sujeeth	21EG505825	
	L.Praneeth	21EG505844	
	M.Yashwanth	21EG505846	
Team13	Chanda Sweekruthi Reshma	21EG505810	Implement Subnet using cisco Packet Tracer.
	D.Namratha	21EG505815	
	G.Akhil	21EG505822	
	G.Yaswanth	21EG505827	
	K.V.S.S Ashritha	21EG505843	
Team14	Bheemraj	21EG505805	Configure a LAN network with Repeater .
	D.Manoj	21EG505814	
	K.Neeraj	21EG505852	
	S,Venkat	21EG505869	
	Ajay	21EG505812	

Presentations : Each team have worked smart and made wonderful presentations on their respective topic





PBL Activity Evaluation Sheet:

H NO	PROBLEM STATEMENTS	METHODOLOGY/ DESIGN(3 M)	PRESENTATION SKILLS (PPT/ Model / Program Execution) (3 Marks)	Report (4 marks)	Total Marks 10 Marks
21EG505802	Configure VLAN on Layer 3 switch Network.	3	3	3	9
21EG505817		3	3	3	9
21EG505826		3	3	4	10
21EG505830		3	3	4	10
21EG505835		3	3	3	9
21EG505823	Configure SSH Network using packet tracer.	3	2	3	8
21EG505838		3	3	4	10
21EG505842		3	3	4	10
21EG505868		3	3	4	10
21EG505862		3	2	3	8
21EG505808	Configure 3 computers and a DHCP server. The hosts will obtain dynamic IP addresses whereas the server will have a static IP address (because it is a DHCP server).	2	1	2	5
21EG505801		2	1	2	5
21EG505863		2	1	2	5
21EG505813		2	1	2	5
21EG505807		2	1	2	5
21EG505845	Implementation of EIGRP using Packet Tracer	3	3	4	10
21EG505847		3	2	2	7
21EG505855		3	3	3	9
21EG505856		3	2	2	7
21EG505866		3	3	3	9
21EG505806	Implementation of OSPF using Packet Tracer	3	3	2	8
21EG505837		3	3	3	9
21EG505871		3	2	2	7
21EG505865		3	2	2	7
21EG505839		A client- server LAN consists of 3 Pcs, a switch, and a server. a. Change computer names. b. Identify the suitable network topology. c. Identify the suitable network links between network nodes. d. Configure a static IP address for the PCs. e. Verify the connections of the computers by using the appropriate command.	3	3	2
21EG505841	3		2	3	8
21EG505857	3		2	3	8
21EG505867	3		2	3	8
21EG505871	3		2	2	7
21EG505849	Implementation of RIP using Packet Tracer	3	2	3	8
21EG505829		3	2	3	9
21EG505804		3	3	3	9

21EG505859		3	3	3	9	
21EG505824		3	1	2	6	
21EG505853		3	1	2	6	
21EG505851	Configuring WiFi in Cisco packet tracer and connect laptop to wireless router	3	1	2	6	
21EG505819		2	1	2	5	
21EG505832		3	3	2	8	
21EG505840		3	2	2	7	
21EG505803		3	2	2	7	
21EG505833		A small LAN consists of 5 computers and a switch.	2	2	2	6
21EG505818		a. Change computer names.	3	2	3	8
21EG505850		b. Identify the suitable network topology.	3	2	3	8
21EG505860		c. Identify the suitable network links between network nodes.	3	3	2	8
21EG505864		d. Configure a static IP address for the PCs. e. Verify the connections of the computers by using the appropriate command.	3	3	2	8
		3	2	2	7	
21EG505834	Configuring TELNET using packet tracer ?	2	2	3	7	
21EG505854		2	2	2	6	
21EG505858		3	3	3	9	
21EG505848		3	3	4	10	
21EG505816		2	3	2	7	
21EG505811		2	1	2	5	
21EG505820	Configure DHCP and DNS using packet tracer?	2	1	2	5	
21EG505821		2	1	2	5	
21EG505831		2	1	2	5	
21EG505836		2	1	2	5	
21EG505828		A peer to peer LAN consisting of two PCs.	3	2	3	8
21EG505825		a. Change computer names.	3	2	3	8
21EG505844	b. Configure a static IP address for the PCs. c. Identify the suitable network links between network nodes.	3	2	2	7	
21EG505846	d. Verify the connections of both computers by using the appropriate command.	3	2	2	7	
21EG505810	Implement Subnet using cisco Packet Tracer.	3	3	4	10	
21EG505815		3	3	4	10	
21EG505822		3	1	4	8	
21EG505827		3	2	4	9	
21EG505843		3	2	4	9	
21EG505805		2	1	2	5	

21EG505814	Configure a LAN network with Repeater .	2	1	2	5
21EG505852		2	1	2	5
21EG505869		2	1	2	5
21EG505812		2	1	2	5

Course Instructor

Dean SOE